



CERAMIC CRYSTAL RESONATORS

Crystal / MHz / KHz Ceramic Resonators

Token Electronics Industry Co., Ltd.

Taiwan: No. 137, Sec. 1, Chung Shin Rd., Wu Ku Hsiang, Taipei Hsien, Taiwan, R.O.C
TEL: 886-2-2981 0109; FAX: 886-2-2988 7487

China: 12F, Zhongxing Industry Bld., Chuangye Rd., Nanshan District, Shenzhen, Guangdong
TEL: 86-755-2605 5363, 2605 5364; FAX: 86-755-2605 5365



<http://www.token.com.tw>




rfq@token.com.tw

Product Index

Ceramic Crystal Resonators

	TACA Series - Ceramic Housed Crystal Resonator -----	01
---	--	----

Notice: Specification Changed or Version Updated will be posted at irregular intervals.
All Updated and Final Specifications, Please Confirm with TOKEN ELECTRONICS
REPRESENTATIVES.

 : rfq@token.com.tw

 : <http://www.token.com.tw>

Ceramic Housed Crystal Resonators

**A New Ceramic Package Type Surface Mount
Crystal Resonator (TA7C/6C/5C/4C)**



www.token.com.tw

▶ Preview

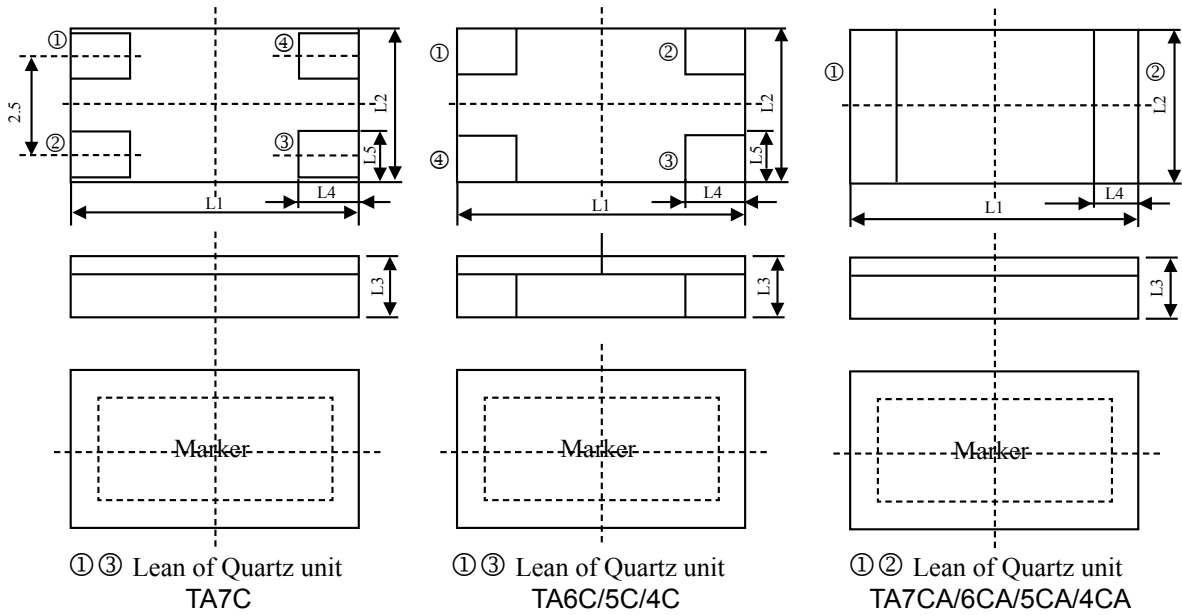
Token Electronics offers two series Chip Ceramic Crystal Resonators in terms of TA*C series and TA*CA series. The TA*C series incorporates a sub-miniature AT-cut strip crystal resonator housed in a miniature 4.0×2.5×1.2mm ceramic package, while the TA*CA series incorporates a sub-miniature AT-cut strip crystal resonator housed in a miniature 2-pad 4.0×2.5mm ceramic package.

Both compact crystals chip components of TA*C series and TA*CA series are ideal for surface mount, densely-populated PCB applications.

Features

- Seam welded ceramic package, 1.2mm max. low profile.
- Ideally suit for disc driver, PCMCIA, PC and hand-held products.
- Tight stability, High reliability, Wide frequency range, High frequency.
- Rugged AT-cut crystal construction, Ultra miniature for maximum spacing saving.
- Tape and Reel packing method, Tight specifications available, RoHS Compliant.

Dimensions

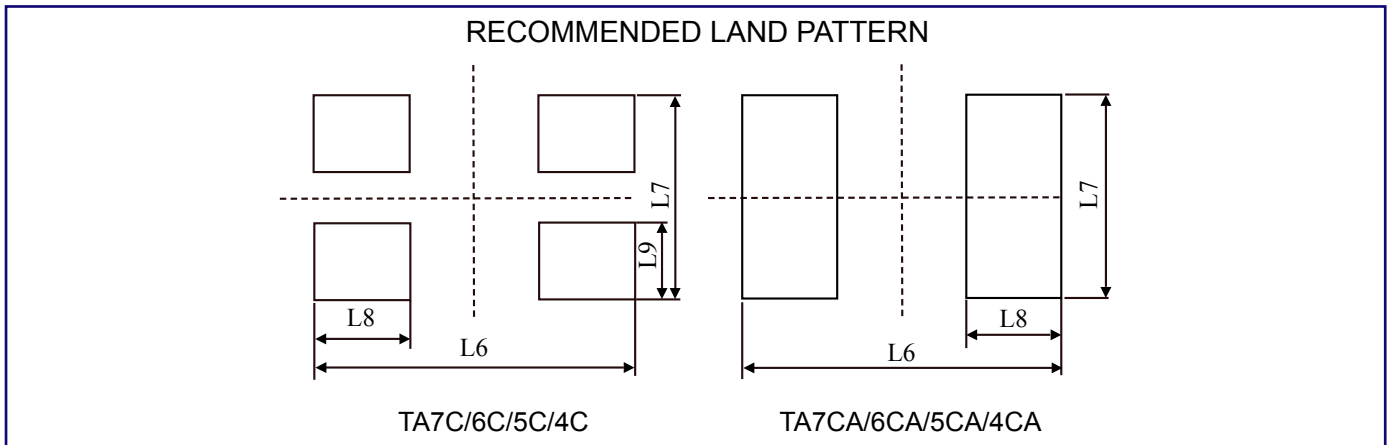


Part Number	Dimensions (unit: mm)								
	L1	L2	L3	L4	L5	L6	L7	L8	L9
TA4C TA4CA	4.0±0.3	2.5±0.3	1.2±0.2	1.2±0.2	0.9±0.2	4.2±0.2	2.7±0.2	1.4±0.2	1.1±0.2
TA5C TA5CA	5.0±0.3	3.2±0.3	1.2±0.2	1.4±0.2	1.0±0.2	5.2±0.2	3.4±0.2	1.6±0.2	1.2±0.2
TA6C TA6CA	6.0±0.3	3.5±0.3	1.2±0.2	1.5±0.2	1.2±0.2	6.2±0.2	3.7±0.2	1.8±0.2	1.4±0.2
TA7C TA7CA	7.0±0.3	5.0±0.3	1.2±0.2	1.5±0.2	1.2±0.2	8.0±0.2	3.9±0.2	2.2±0.2	1.4±0.2

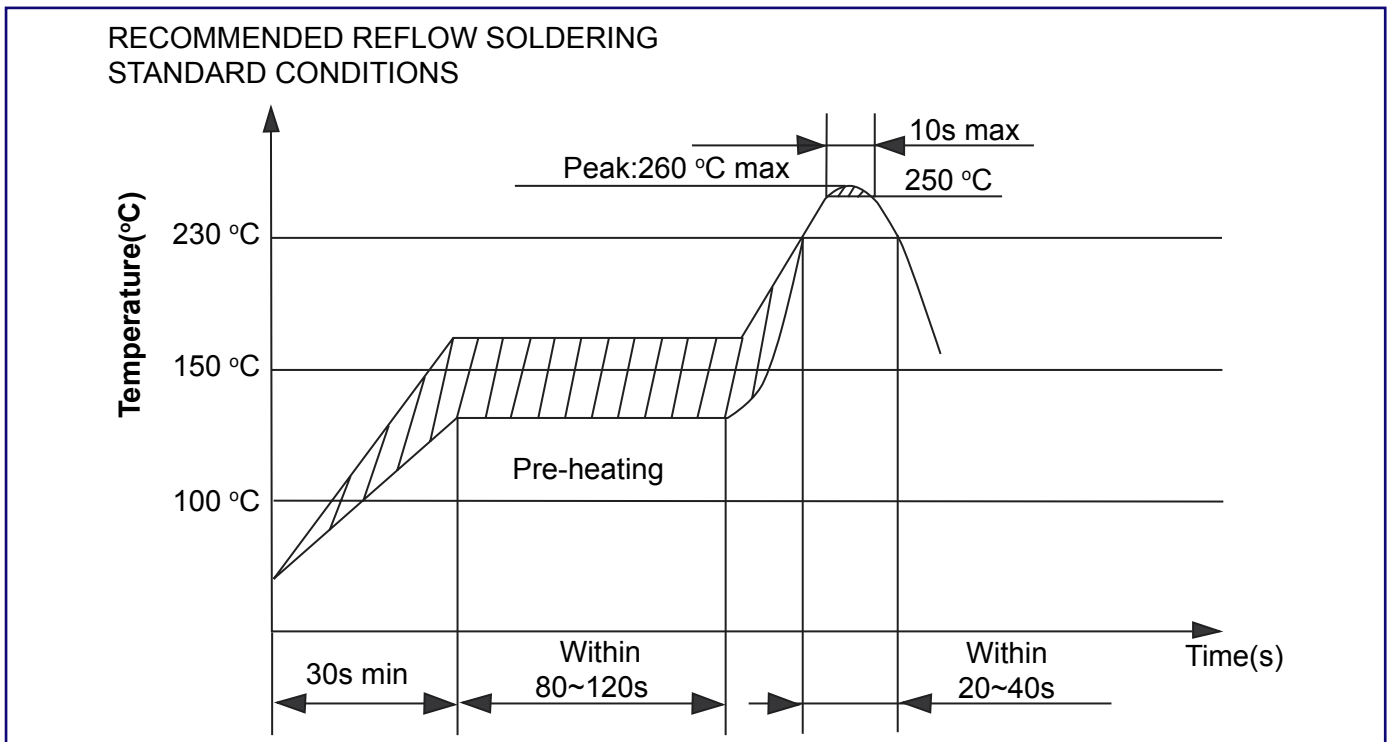
Electrical Specifications

Part Number	Frequency Range (MHz)	Resonance Resistance (Ω) Max	Fundamental / Overtone	Adjustment Tolerance × 10 ⁻⁶	Temp.Range Tolerance Over × 10 ⁻⁶
TA4C TA4CA	12.000 ~ 19.999	80	Fund.	30	50
	20.000 ~ 25.999	70			
	26.000 ~ 36.000	50			
TA5C TA5CA	10.000 ~ 11.999	120			
	12.000 ~ 14.399	80			
	14.400 ~ 36.000	50			
TA6C TA6CA	8.000 ~ 11.999	80			
	12.000 ~ 16.000	60			
	16.001 ~ 40.000	40			
TA7C TA7CA	7.600 ~ 11.999	80			
	12.000 ~ 16.000	60			
	16.001 ~ 35.000	40			

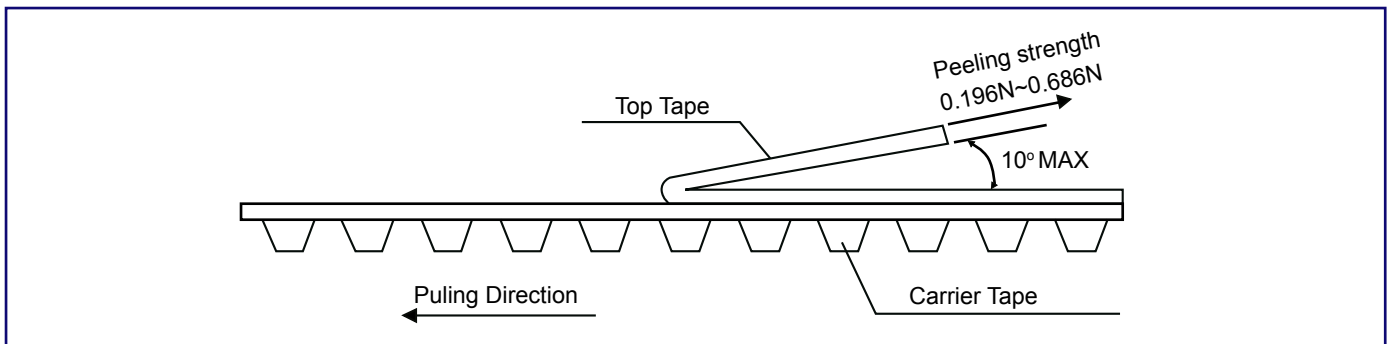
▶ Recommended Land Pattern



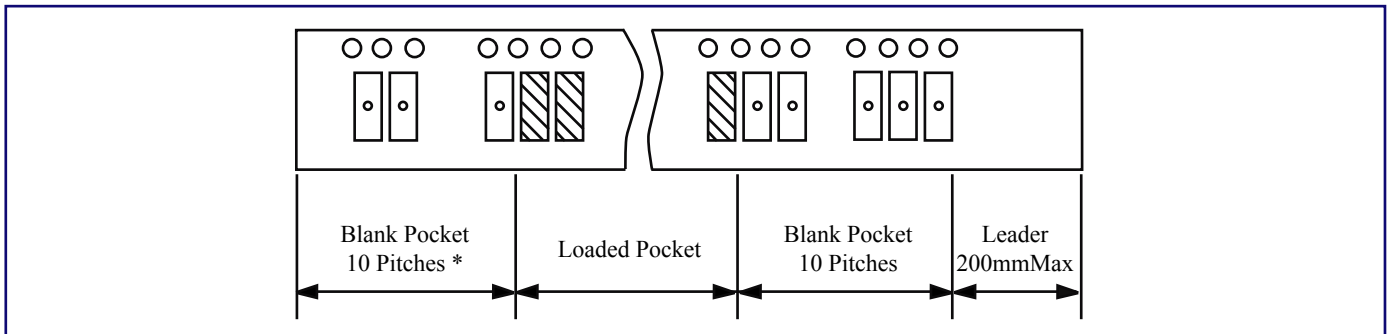
▶ Recommended Land Pattern



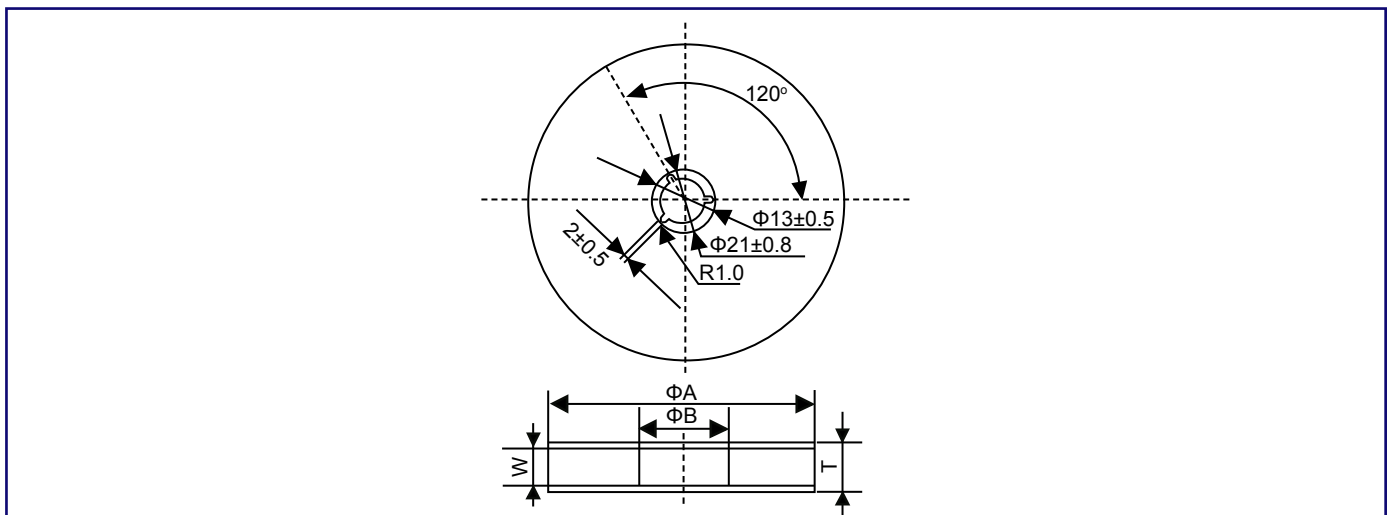
▶ Test Condition Of Peeling Strength



Packing Method



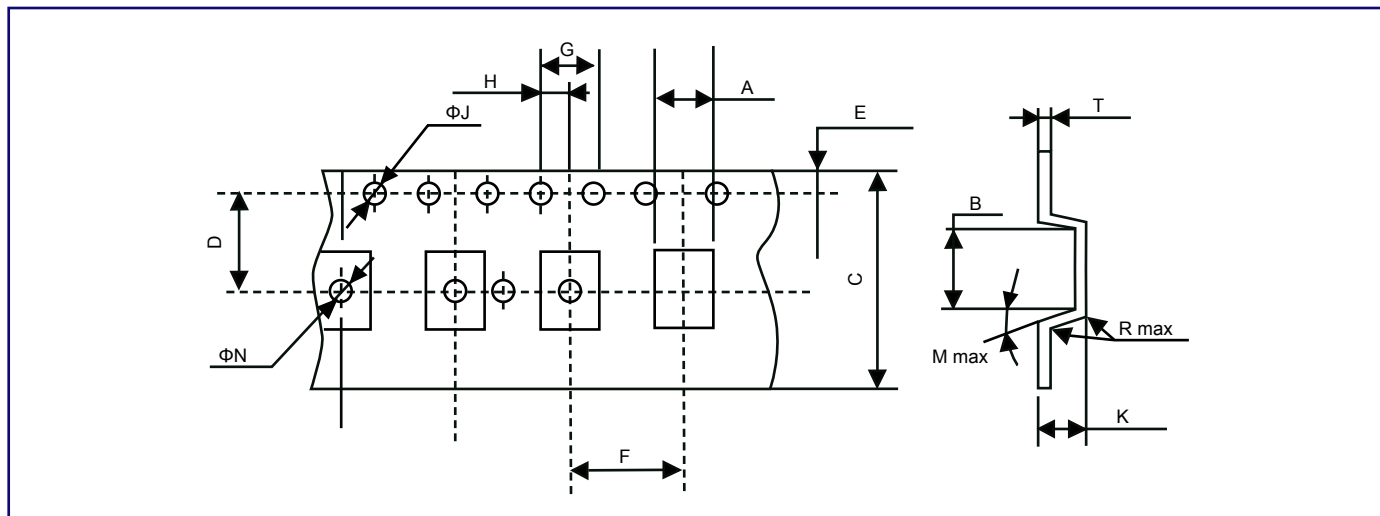
Reel Dimensions (Unit: mm)



ΦA	ΦB	W	T	Pieces per reel	Carrier tape size
179 ± 2	60typ	12.4min	19.4max	3000typ	12
179 ± 2	60typ	16.4min	22.4max	1000typ	16
330 ± 3	80min	12.4min	19.4max	4000typ	12
330 ± 3	80min	16.4min	22.4max	4000typ	16
179 ± 2	60typ	8.4min	12.4max	3000typ	8

Note: typ : (Typical Value)

Carrier Tape Dimensions



Part Number	Dimensions (unit: mm)													
	A	B	C	D	E	F	G	H	ΦJ	ΦN	Mmax	Rmax	K	T
TA4C TA4CA	2.9±0.2	4.4±0.2	12.0±0.2	5.5±0.1	1.75±0.1	4.0±0.1	4.0±0.1	2.0±0.1	1.5±0.1	1.6±0.1	10°	0.3	1.4±0.2	0.3±0.1
TA5C TA5CA	3.6±0.2	5.4±0.2	16.0±0.2	7.5±0.1	1.75±0.1	4.0±0.1	2.0±0.1	1.5±0.1	1.6±0.1	1.6±0.1	10°	0.3	1.4±0.2	0.3±0.1
TA6C TA6CA	3.9±0.2	6.4±0.2	16.0±0.2	7.5±0.1	1.75±0.1	4.0±0.1	2.0±0.1	1.5±0.1	1.6±0.1	1.6±0.1	10°	0.3	1.4±0.2	0.3±0.1
TA7C TA7CA	5.4±0.2	7.4±0.2	16.0±0.2	7.5±0.1	1.75±0.1	4.0±0.1	2.0±0.1	1.5±0.1	1.6±0.1	1.6±0.1	10°	0.3	1.4±0.2	0.3±0.1

How to Order

TA6C

①

12.000M

②

TR

③

① Part Number

② Frequency (MHz)

③ Package:

Code	Package
T	Taping Reel
P	Bulk

Back to 1st Page - Ceramic Surface Mount Crystal Resonator (TA7C/6C/5C/4C)