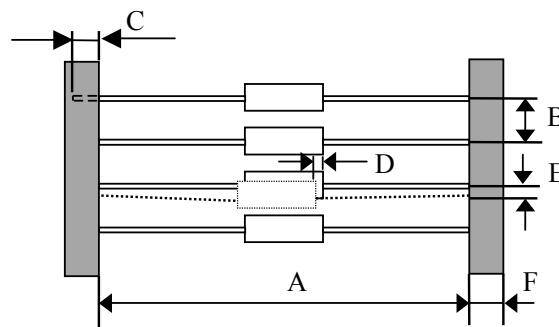


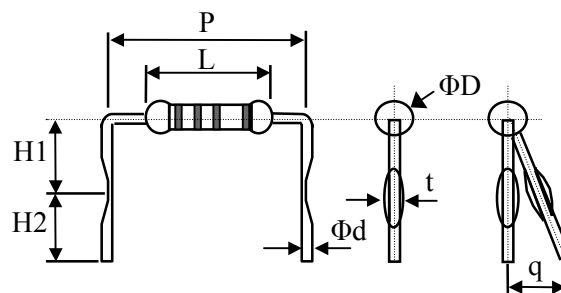
電阻器引腳引線加工成形與尺寸

▶ 帶裝電阻 - 編帶尺寸



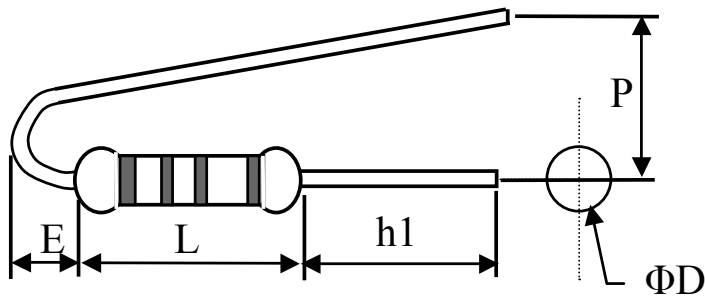
類型	尺寸 (mm)					
	A	B	C	D	E	F
T-26	26 ± 1	5 ± 0.5	5 ± 1	Max 0.6	Max 1.2	6 ± 1
T-52	52 ± 1	5 ± 0.5	5 ± 1	Max 0.6	Max 1.2	6 ± 1
T-63	63 ± 1.5	10 ± 0.5	5 ± 1	Max 0.8	Max 1.2	6 ± 1
T-73	73 ± 1.5	10 ± 0.5	5 ± 1	Max 0.8	Max 1.2	6 ± 1

▶ 引腳加工成形 - MB 型電阻尺寸



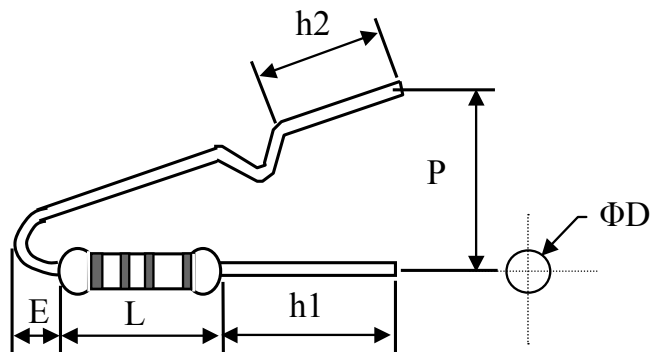
功率		尺寸 (mm)							
		ΦD ± 0.5	L ± 1	P ± 1	H1 ± 1	H2 ± 0.5	d ± 0.5	t ± 0.2	q Max
1/2W	1WS	3	9	12.5	10.5	4	0.6	1.2	3
1W	2WS	4	11	15	10.5	4	0.8	1.25	3
2W	3WS	5	15	20	10.5	4	0.8	1.25	3
3W	5WS	6	17	25	10.5	4	0.8	1.25	3
5W	-	8	24	30	14	6.5	0.8	1.25	3

▶ 引腳加工成形 - F 型電阻尺寸



功率		尺寸 (mm)				
		$\Phi D \pm 0.5$	$L \pm 1.0$	$P \pm 2.0$	E Max	$h1 \pm 1.0$
1/2W	1WS	3	9	6	3.5	5
1W	2WS	4	11	6	3.5	5
2W	3WS	5	15	6	3.5	5
3W	5WS	6	17	6	3.5	5

▶ 引腳加工成形 - FK 型電阻尺寸



功率		尺寸 (mm)					
		$\Phi D \pm 0.5$	$L \pm 1.0$	$P \pm 2.0$	E Max	$h1 \pm 1.0$	h2Max
1 / 2W	1WS	3	9	6	3.5	5	4
1W	2WS	4	11	6	3.5	5	4
2W	3WS	5	15	6	3.5	5	4
3W	5WS	6	17	6	3.5	5	4